



# Travel Safety





# Travel Safety Hazards

- Transportation Accidents
- Assault/Robbery/Thief
- Fire
- Lifting/Ergonomics

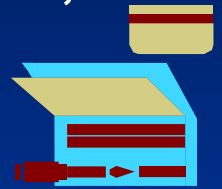




# Pre-Travel Preparations



- Photocopy (Front & Back) – Credit Cards, Tickets, Health Insurance, Passport, & Other Important Documents



– Phone Numbers to Call for Replacement



- Leave Itinerary with Family/Office
- Map Out Directions From Airport to Hotel and/or Destinations
  - Keep in Carry-On Luggage






# Pre-Travel Preparations



- Hotel Have Automatic Fire Sprinklers?
  - [www.usfa.fema.gov/hotel](http://www.usfa.fema.gov/hotel)
- Emergency Phone Numbers
  - Physician, Family
  - Local Police Dept. 911 Equivalent Number
- Put Essentials in Carry-On Luggage
- Oversees Travel – Go to:
  - [http://travel.state.gov/travel/tips/safety/safety\\_1180.html](http://travel.state.gov/travel/tips/safety/safety_1180.html)




# Ergonomics - Luggage




- Luggage with Wheels
- Luggage Weight Less Than:
  - 50 Pounds – Male; or
  - 45 Pounds - Female
- Caution Lifting Luggage from Car Trunk



- Laptops 
  - Case with Wide Padded Shoulder Straps
  - Alternate Between Shoulders Regularly
  - Put Accessories & Extra Batteries in Suitcase





# Transportation Airline



- From Seat - Count Number of Rows to Nearest Emergency Exit
  - Number of Rows to the Exit in Front
  - Number of Rows to the Exit Behind
- Listen to Safety Briefing By Flight Attendant
- Event of Accident/Crash – Listen and Follow to Flight Attendant Instructions





# Transportation

## Rental Car Safety



- Rental Car with No “Company Logo”
- Keep Luggage in Trunk
  - Do Not Want to Draw Attention -You are a Visitor
- Become Familiar with Vehicle Safety Features Before Driving the Car Out of the Lot
  - Headlights, Hazard Lights, Door Locks & Spare Tire
- Be Wary of Pulling Over, Especially in the Dark or in Unfamiliar Territory
- Do Not Exit Car Until It is Safe
- Stay on Main Roads





# Rental Car Safety



- Keep Rental Car Doors Locked
- Criminal Methods to Distract Motorists to Stop the Vehicles (Especially Visitors/Tourists)
  - Yelling, Honking, Pointing at Car - Something is Wrong
  - Motioning/Asking to Stop & Lend Assistance
  - Flashing Headlights
  - Bumping Your Car From Behind
- Don't Pull Over or Stop - Drive to Nearest Well Lit Public Area & Call the Police







# Hotel Safety



- Rooms with Electronic Locks, Deadbolts, Peepholes
- Garage Elevators Go to Lobby, Not Guest Floors
- Entering Elevators with Suspicious Looking Strangers
- High Rise Hotels Rooms on the 6<sup>th</sup> Floor or Lower - Fire Ladders Can Reach





# Hotel Safety

- Valuables in Hotel/Room Safe
- Use Peep Hole Before Opening Door
  - When in Doubt, Call the Front Desk
- Deadbolt Door Each Time You Enter Room
- “Make-Up Room” Sign – Advertises No One is in the Room
- Inquire with Hotel Staff on “Safe” and “Unsafe” Local Areas



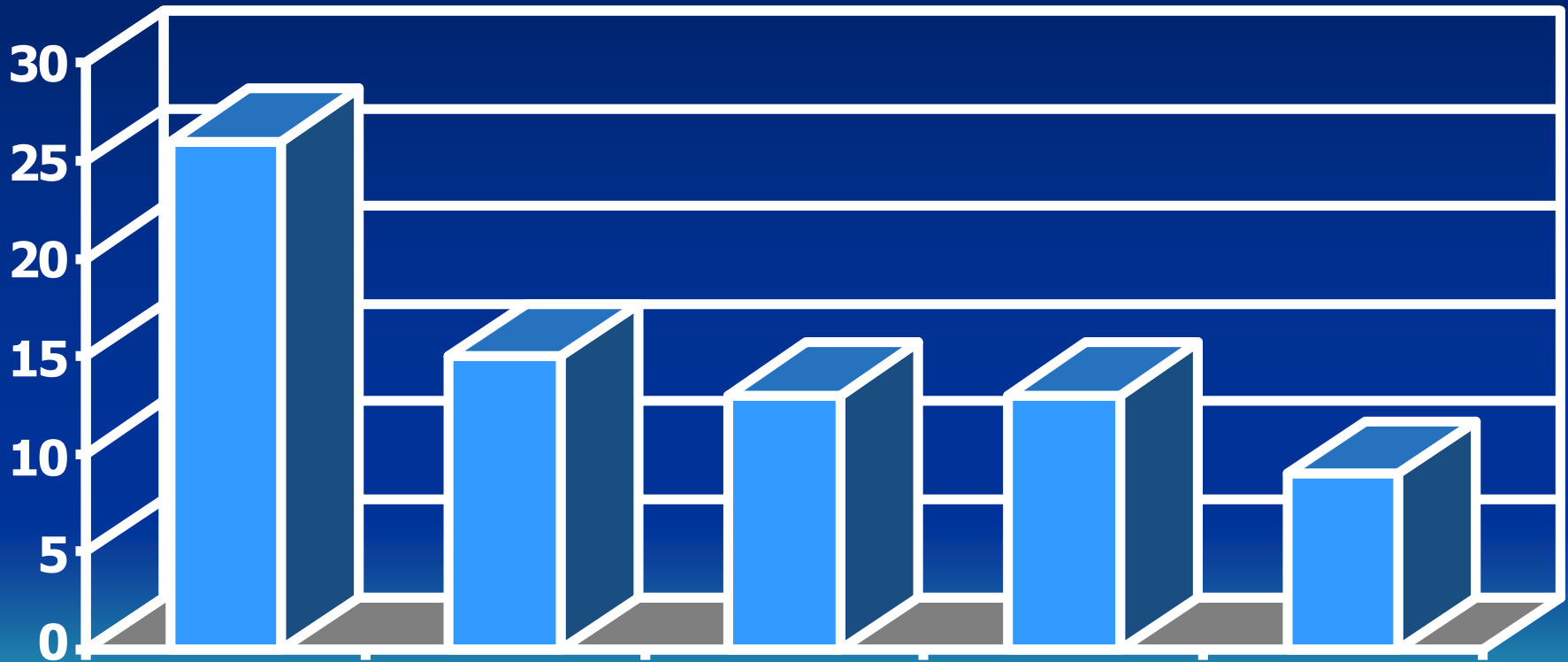
# Hotel Safety

- First Entry to Room
  - Hold Door Open & Turn On Light
  - Visually Scan the Room
- Emergency Exits
  - Look at Floor Layout on Back of Room Door
  - Count the Number of Doors to Nearest Emergency Exit & Secondary Emergency Exit
  - Make Sure Emergency Exits are Not Locked
- Prepare to Leave Room in Emergencies
  - Items on Night Stand/Flashlight





# Causes of Hotel/Motel Fires (Percentage)



Restaurant  
Cooking


Smoking

Appliances

Arson

Heating  
System






# Hotel Fire







- More than 4000 Motel/Hotel Fires Per Year
  - Averages More Than 10 Motel/Hotel Fires per Day
  - Pre-Planning Important
- In the Event of a Fire
  - Take Essentials, Cell Phone, Room Keys, Flashlight
  - With Family – Designate Meeting Location
  - Feel Door (Use Backside of Hand)





# Hotel Fire – Hot Door








- Do Not Open Door! Stay Put
- Call Fire Dept.–Tell Them Your Exact Location 
- Place Signal on Window–Sheets or Towels 
- Fill Tub with Water 
- Place Damp Towels/Sheets
  - Around Cracks
  - Wet Towel Over Your Nose & Mouth
- Shut Off Fans/Air Conditioners 
- If Smoke in Room – Open Windows
- Higher than Second Floor – Do Not Jump






# Hotel Fire – Door Not Hot



- Slowly Open Door, Check if Hallway Clear
- Crawl to Stairway Emergency Exit
- Lock Room Door In Case You Need to Return to Room
- Do Not Use Elevators 
- Cautiously Use Exit Stairwell  
- If Encounter Heavy Smoke, Turn Around - Try Second Emergency Exit 
- Meet At Designated Spot 



# General Travel Safety Precautions



- Watch for “Staged Mishaps” – Ploy to Divert Your Attention
- Beware of Your Surroundings
- Keep Valuables Secured
- Safety in Numbers – Stay with Groups
- Ask for Help or An Escort if Uneasy with a Situation





# General Travel Safety Precautions

- Do Not Draw Attention to Yourself
  - Clothing/Jewelry
  - Looking at Maps
    - Avoid Looking Like a Tourist - Wrap Local Newspaper or Magazine Outside Map/Guidebook
- Use ATMs During the Day & When People Are Around



# General Travel Safety Precautions

- Sun Protection




- Sunscreen with SPF 15 or Greater



- Reapply Every 2 Hours

- Hat



- Heat Illness Prevention

- Rehydrate – Water



- Shade



# Travel Safety Reference Webpages

- List of Sprinklered Hotels:
  - [www.usfa.fema.gov/hotel](http://www.usfa.fema.gov/hotel)
- U.S. State Department Travel Safety Webpage:
  - [http://travel.state.gov/travel/tips/safety/safety\\_1180.html](http://travel.state.gov/travel/tips/safety/safety_1180.html)
- Safe Trip Abroad Publication
  - [http://travel.state.gov/travel/tips/safety/safety\\_1747.html](http://travel.state.gov/travel/tips/safety/safety_1747.html)
- Hotel Safety Tips to Protect Young Children
  - <http://www.asafestay.com/safe-stays/index.html>

# Think Safety

Be **Smart** About  
Travel Safety

